

# Thermal cut-out Thermostat

**multicomp** PRO



## Applications

- Household appliances
- Electronics
- Machinery

## Benefits

- Up to 100,000 cycles
- Various terminals on-hand
- Small tolerances and hysteresis available
- Response temperatures from 0°C up to 260°C

## Specifications:

### Technical data


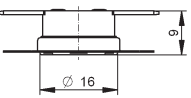

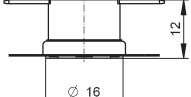

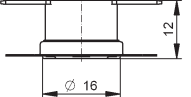

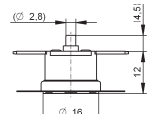

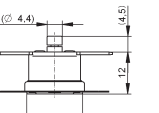

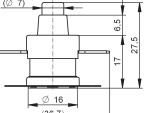

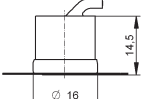

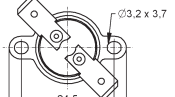

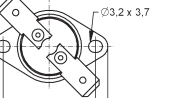
Control Type / Ratings	R28				R27		R29 23EN
	11EN	03EN	52N	60EN <sup>1)</sup>	05EN	15N	
Function	Automatic				Manual		
Version	Normally closed / Normally open				Normally closed		
Rated current at 250 V AC ( cos φ 0,95 )	16A	16A	16A	16A	16 A	16 A	16 A
Switching Cycles	10,000	10,000	10,000	10,000	6,000	6,000	3,000
Temperature Range TA ( steps in 5 K )	0°C to 150°C	0°C to 150°C	0°C to 230°C <sup>2)</sup>	0°C to 150°C	0°C to 150°C	0°C to 250°C	0°C to 150°C
Rated Current at 250 Vac ( cos φ 1,0 )	10A	10A	10A	-	10A	10A	10A
Switching cycles	100,000	100,000	100,000	-	6,000	6,000	6,000
Temperature Range TA ( steps in 5K )	0°C to 150°C	0°C to 150°C	0°C to 230°C	-	0°C to 150°C	0°C to 250°C	0°C to 150°C
Tolerance	TA <100°C: ± 3K / TA >100°C: ± 4K / TA >140°C: ± 5K						
Contact Resistance	<30mΩ						
Hysteresis / Reset Temperature	TA <100°C: 10K ±4K / TA >100°C: 15K ±5K / TA >140°C : 20 K ± 5 K				Customer-Specific		

**Note :** <sup>1)</sup> not approved <sup>2)</sup> type R28 55H up to 260°C

# Thermal cut-out Thermostat

**multicomp** PRO

## Standard Types


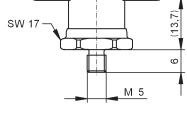

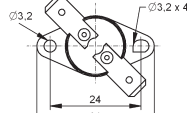

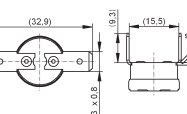

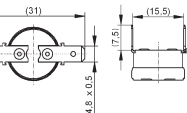

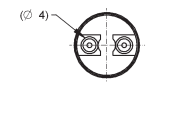

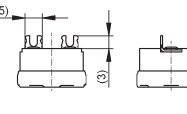

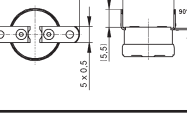

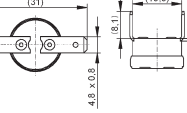
Illustration	Drawing Dimensions (mm)	Type	nc	no	Code	Technical Description
		R28 11EN	1	3	Standard Dielectric Strength 2,000V AC	Terminals 6.3 x 0.8, housing thermosetting plastic 9mm, moving bracket small, cap aluminium
		R28 03EN	1	3	Standard Dielectric Strength 2,000V AC	Terminals 6.3 x 0.8, housing thermosetting plastic 12mm, moving bracket small, cap aluminium
		R28 52N	1	3	Standard Dielectric Strength 2,000V AC	Terminals 6.3 x 0.8, housing ceramic 12mm, moving bracket small, cap aluminium
		R27 05EN	1	-	Manual Dielectric Strength 1,800V AC	Terminals 6.3 x 0.8, housing thermosetting plastic, moving bracket small, cap aluminium, reset pin
		R27 15N	1	-	Manual Dielectric Strength 1,800V AC	Terminals 6.3 x 0.8, housing ceramic, moving bracket small, cap aluminium, reset pin ceramic
		R29 23EN	1	-	Manual Dielectric Strength 2,000V AC	Terminals 6.3 x 0.8, housing thermosetting plastic, moving bracket small, cap aluminium, reset pin
		R28 60EN	1	3	Tight Against Humidity Dielectric Strength 1,800V AC	Lead wire 1.25mm <sup>2</sup> , housing thermosetting plastic, fix bracket, cap aluminium, degree of protection IP54
		R27, R28, R29	-	-	4	Moving Bracket, Small
		R27, R28, R29	-	-	3	Moving Bracket

Newark.com/multicomp-pro  
Farnell.com/multicomp-pro  
Element14.com/multicomp-pro

**multicomp** PRO

# Thermal cut-out Thermostat


**multicomp** PRO

Illustration	Drawing Dimensions (mm)	Type	nc	no	Code	Technical Description
		R27, R28, R29	-	-	S	Stud of M5 x 6 brass, SW17 (also other variations available)
		R27, R28, R29	-	-	B (+A)	Fix Bracket possible angles: 0 / 45 / 90 / 135 deg
		R27, R28, R29	-	-	Brass: 03 (0 deg) Brass: 09 (45 deg) Brass: 04 (90 deg) Steel: 93 (0 deg) Steel: 94 (90 deg)	Terminals 6.3 x 0.8 brass nickel plated up to TA max. 150°C >150°C steel nickel plated also available: angle 45 / 90 deg
		R27, R28, R29	-	-	Brass: 05 (0 deg) Brass: 10 (45 deg) Brass: 06 (90 deg) Steel: 95 (0 deg) Steel: 96 (90 deg)	Terminals 4.8 x 0.5 Brass nickel plated up to TA max. 150°C >150°C steel nickel plated also available: angle 45 / 90 deg
		R27, R28	-	-	00	Solder Terminals
		R27, R28	-	-	SA	PCB terminals Solder terminals
		R27, R28, R29	-	-	41 (0 deg) 42 (90 deg)	Solder terminals, nickel plated, also available: angle 90 deg
		R27, R28, R29	-	-	Brass: 45 (0 deg) Brass: 46 (90 deg)	Terminals 4.8 x 0.8 brass nickel plated up to TA max. 150°C also available: angle 90 deg


# Thermal cut-out Thermostat

**multicomp** PRO

## Caps



Cap in standard execution (code 1), material aluminium.



Cap for low temperature applications (up to 50°C) and normally open types (code T), material aluminium

Deviations from standard controls (caps, terminals, fixings) on request.

Especially for electronic applications with voltage 6 to 120V AC / 6 to 30V DC and current 10 to 100mA, there are switches with crossbar- contacts available.

Controls as single operation device (SOD) up to 150°C and reset temperature -35°C are available (type 81ES).

## Ordering and marking example

### Ordering example

03	E	N	1	5	T	03	4	50±3	50±3
Base Type	European version	Type of contact (N normal contact / P low current)	Contact execution (1 normally closed / 3 normally open)	Housing material (2 ceramic / 5 plastic)	Cap Code	Terminal Code	Fixing Code	Response Temperature	Reset Temperature

### Marking example

A100	norm. closed (B norm. open) response temperature
03EN XXXX	type manufacture code
XXXX	date of manufacture

**Important Notice** : This data sheet and its contents (the "Information") belong to the members of the AVNET group of companies (the "Group") or are licensed to it. No licence is granted for the use of it other than for information purposes in connection with the products to which it relates. No licence of any intellectual property rights is granted. The Information is subject to change without notice and replaces all data sheets previously supplied. The Information supplied is believed to be accurate but the Group assumes no responsibility for its accuracy or completeness, any error in or omission from it or for any use made of it. Users of this data sheet should check for themselves the Information and the suitability of the products for their purpose and not make any assumptions based on information included or omitted. Liability for loss or damage resulting from any reliance on the Information or use of it (including liability resulting from negligence or where the Group was aware of the possibility of such loss or damage arising) is excluded. This will not operate to limit or restrict the Group's liability for death or personal injury resulting from its negligence. Multicomp Pro is the registered trademark of Premier Farnell Limited 2019.

Newark.com/multicomp-pro  
Farnell.com/multicomp-pro  
Element14.com/multicomp-pro

**multicomp** PRO